



DS State Program Standing Committee (DS SPSC)

AGENDA





Date: September 17, 2020



Time: 9:30 – 12:00

Skype: (Click here) [Join Skype Meeting](#)

Conference Call Number: 1-802-552-8456, passcode 336377898#

(Instructions for Skype video conferencing and conference call are below)

Topic	Lead(s)	Time	Purpose
 <p>Review agenda, review and approve minutes</p>	Co-Chairs Joy and Max	9:30 – 9:45	<p>Decide About</p> 
SPSC Member Check-In	SPSC Committee	9:45 – 9:55	
System of Care Plan (SOCP) Timeline	Selina Hickman	9:55 – 10:10	 <p>Learn</p>

DS Payment Reform Update	Clare McFadden	10:10 – 10:25	
DS Director Updates on COVID-19 & Division Updates	Selina Hickman	10:25 – 10:45	
Updates from GMSA, VT Care Partners, DD Council including what agencies are doing during COVID-19	GMSA, DS Directors, VCP, DD Council, SPSC Members	10:45 – 11:00	
Wrap-up Comments 	DS SPSC Committee Members	11:00 – 11:10	
EXECUTIVE SESSION for SPSC Members Membership	DS SPSC Nominating Committee	11:10 – 11:20	

For those individuals that are able, it would be nice to have you join by video; however, this is not required. Individuals may participate by phone.

You may want to join a few minutes prior to the meeting to be sure everything connects properly. If you have any issues, please e-mail Lisa.Parro@Vermont.gov

Accessing a Skype conference call can be done in multiple ways:

- Participation by phone only can be done by calling: 1-802-552-8456, passcode 336377898# (There is no video with this option.)
- Participation by computer can be done in two different ways:
 - If your computer does **NOT** have a microphone (Note: Most laptops have a built-in mic, however, iPads and desktop computers may or may not have them built-in)
 - Click on this link: [Join Skype Meeting](#)
 - Click “Call me at” and add your phone number, click ‘OK.’ Your phone will ring immediately after clicking OK, answer your phone and you will be connected to the conference call for the meeting.
 - When you click OK for the phone number, your computer screen will go to a black screen with small blocks on it. For people who are using video, they will show in one of these blocks.
 - You will be able to see any other participants who are joining the video.
 - If documents are shared by the presenter, you will be able to see the documents.
 - If you have a camera on your computer, you are able to turn on your camera so that others in the meeting can see you. (Click on the video camera at the bottom of the screen, then click ‘Start my Video’)
 - If your computer **DOES** have a microphone
 - Click on this link: [Join Skype Meeting](#)
 - Click “Use Skype for Business (full audio and video experience)” and click ‘OK’ which connects you to the meeting.
 - When you click OK, your computer screen will go to a black screen with small blocks on it. For people who are using video, they will show in one of these blocks.
 - You will be able to see any other participants who are joining the video.
 - If documents are shared by the presenter, you will be able to see the documents.
 - If you have a camera on your computer, and it is turned on, you are able to turn on your camera so that others in the meeting can see you. (Click on the video camera at the bottom of the screen, then click ‘Start my Video’)
 - Smart Phone (iPhone or Android) or iPad video conferencing
 - Click on the Join Skype Meeting link on your phone or iPad and following the instructions to connect to the Skype meeting.
 - You may need to download a Skype app before this will work.
 - Refer to the instructions above for a computer.
 - Note: Not all iPads are capable of video conferencing